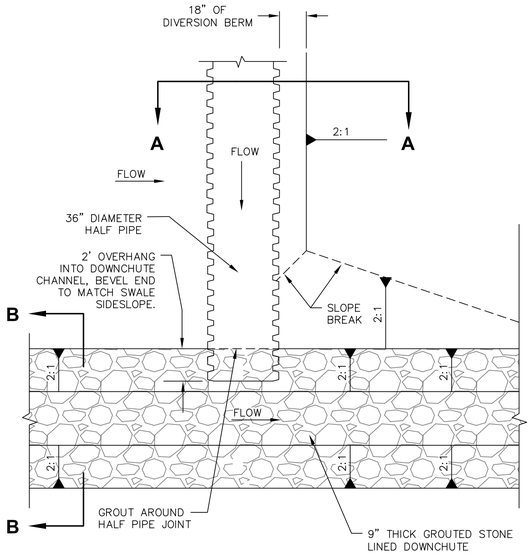

TYPICAL PLAN-HALF PIPE SWALE INTO DOWNCHUTE SWALE

NTS

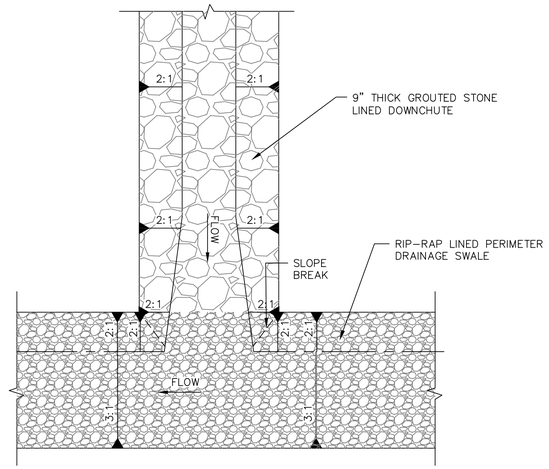

NOTES:

1. MATCH BASE OF DOWNCHUTE WITH BASE OF PERIMETER DRAINAGE SWALE

RIP-RAP LINED - DOWNCHUTE SWALE INTO PERIMETER DRAINAGE SWALE

NTS

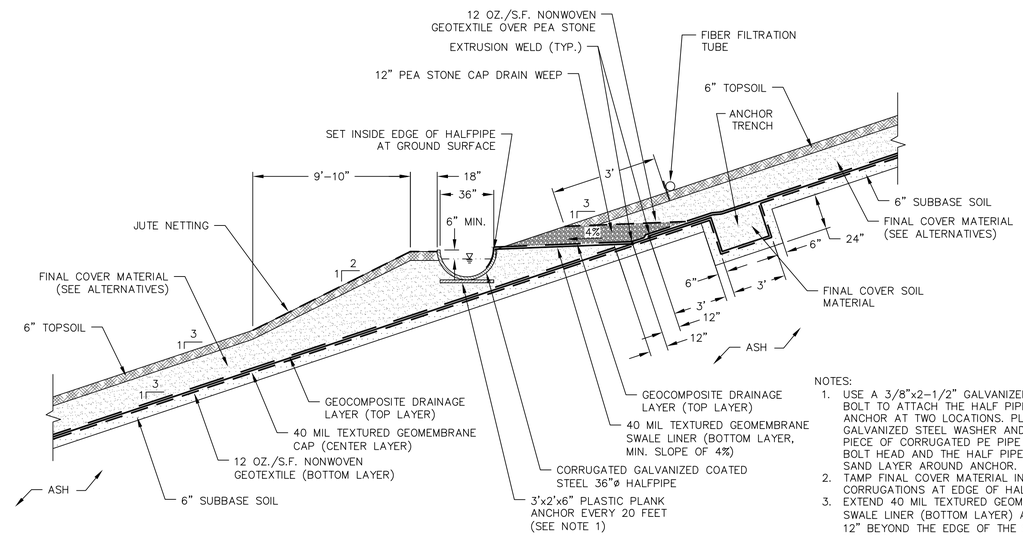

NOTES:

1. USE A 3/8"x2-1/2" GALVANIZED STEEL LAG BOLT TO ATTACH THE HALF PIPE TO THE ANCHOR AT TWO LOCATIONS. PLACE A GALVANIZED STEEL WASHER AND AN EXTRA PIECE OF CORRUGATED PE PIPE BETWEEN THE BOLT HEAD AND THE HALF PIPE. DEPRESS SAND LAYER AROUND ANCHOR.
2. TAMP FINAL COVER MATERIAL INTO CORRUGATIONS AT EDGE OF HALF PIPE.
3. EXTEND 40 MIL TEXTURED GEOMEMBRANE SWALE LINER (BOTTOM LAYER) A MINIMUM OF 12" BEYOND THE EDGE OF THE STEEL HALFPIPE.

SECTION A-A

HALF PIPE SLOPE DIVERSION SWALE

NTS

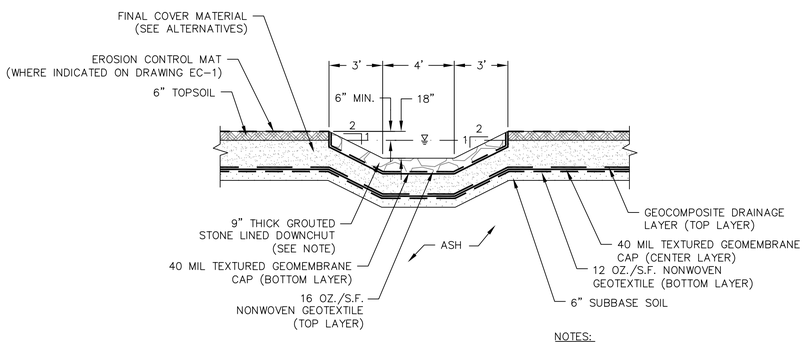

SECTION B-B

NOTES:

1. PLACE 9" STONE ON GEOTEXTILE LAYER
2. FILL VOID SPACES WITH FLOWABLE GROUT SUCH THAT STONE REMAINS EXPOSED AT THE SURFACE

TRAPEZOIDAL DOWNCHUTE ON FINAL COVER

NTS

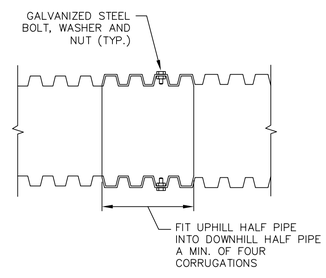

HALF PIPE CONNECTION DETAIL

NTS

SYMBOL	REVISIONS	DATE	APPROVAL

TRC
21 Griffin Road North
Windsor, CT 06095
(860) 298-9692

CARL N. STOPPER
PROFESSIONAL ENGINEER
CT PE # 13255

DATE _____

CONNECTICUT RESOURCES RECOVERY AUTHORITY
HARTFORD LANDFILL

HARTFORD LANDFILL PHASE I ASH AREA PARTIAL CLOSURE

FINAL COVER AND DRAINAGE DETAILS

DESIGN:	MNB/MAP	05/01/07	SHEET 6	D-1
DRAWN:	KDH	05/01/07		
CHECKED:	CNS	05/01/07	SCALE: NONE	

J:\CAD\42798\0170\Ash Area Revision May 2007\
D-1.dwg Layout:D-1 May 01, 2007-2:47PM KHOLLENBECK

J:\CAD\42798\0170\Ash Area Revision May 2007\D-1.dwg, D-1, 5/1/2007 2:47:34 PM, Adobe PDF